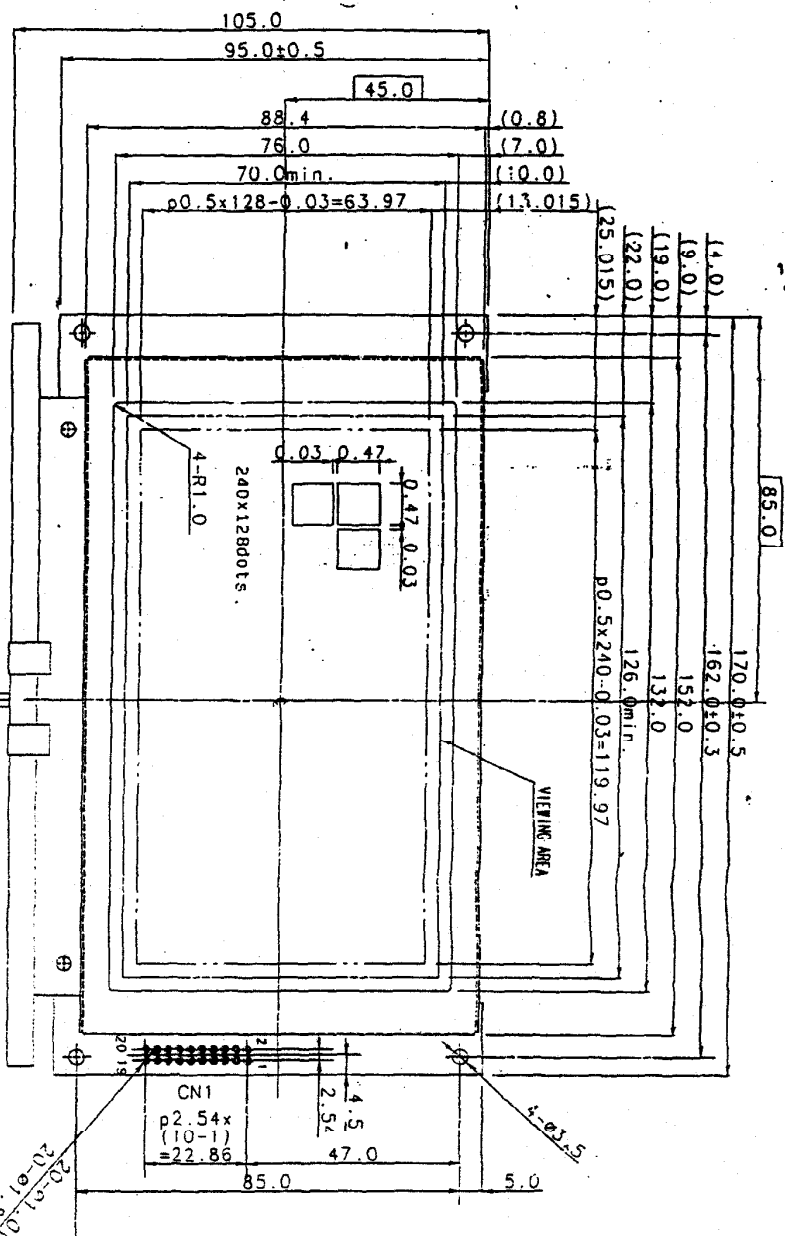


| ISSUE | REVISIONS | DRAWN | APPROVED | DATE |
|-------|-----------|-------|----------|------|
| | | | | |



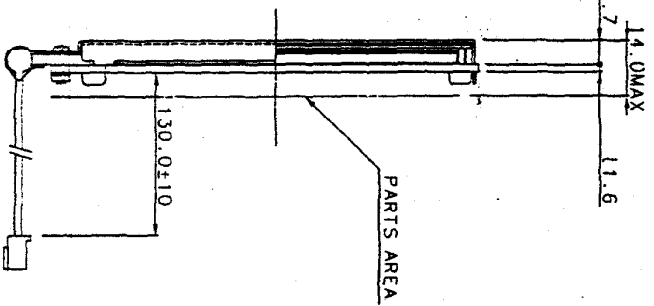
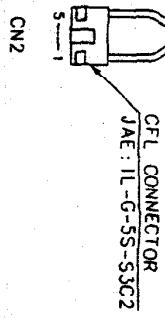
PIN ASSIGNMENT

CN1

| No. | SYMBOL | No. | SYMBOL |
|-----|------------------|-----|----------------|
| 1 | FGND | 11 | D ₆ |
| 2 | GND | 12 | D ₁ |
| 3 | V _{cc} | 13 | D ₂ |
| 4 | V _{ref} | 14 | D ₃ |
| 5 | WR | 15 | D ₄ |
| 6 | RD | 16 | D ₅ |
| 7 | CE | 17 | D ₀ |
| 8 | C/D | 18 | D ₇ |
| 9 | NC | 19 | FS |
| 10 | RESET | 20 | RV |

CN2

| No. | SYMBOL |
|-----|------------------|
| 1 | V _{ref} |
| 2 | NC |
| 3 | NC |
| 4 | NC |
| 5 | V _{ref} |



| MEASURE | A | B | C | MIN | MAX | DATE |
|-----------|------------|------|------|-----|-----|-----------|
| L716 | ±0.1 | ±0.3 | ±1 | | | JAN. 9'96 |
| L6443 | ±0.2 | ±0.5 | ±1.5 | | | |
| 634(729) | ±0.3 | ±0.8 | ±2 | | | |
| 2904(590) | ±0.5 | ±1.2 | ±3 | | | |
| 500d | ±0.1 | ±2 | ±4 | | | |
| SCALE | 1:1 | | | | | |
| DRIVER | K. NAKAMAI | | | | | |

出図
97.1.23
#1107728

OPTREX CORPORATION
DIMENSIONAL OUTLINE
DMF-50773 CFL SERIES
UE-36773